



Goedhart ZFB / ZFZ

Industrial air coolers for cooling & freezing applications

FeZn

NH₃



Goedhart ZFB/ZFZ

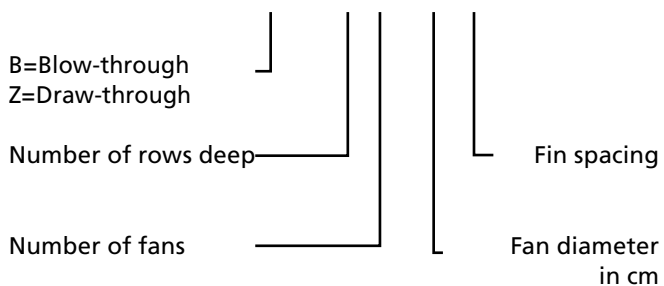
The range Goedhart ZFB/ZFZ single discharge ceiling mounted industrial air coolers consists of 406 types with capacities between 2,8 and 72,7 kW. The Goedhart ZFB/ZFZ air coolers are suitable for cooling and freezing applications and with a wide variety of accessories and options available. The coil block is standard build from steel end plates, tubes and fins and will be hot dipped galvanized totally. The fans are arranged for blow-through air configuration for the Goedhart ZFB and draw-through for the Goedhart ZFZ (please state which is required when ordering).. The modular design incorporates 5 different sizes of fan, with model options of up to 4 fans per cooler

Coil block

- Tube pitch : 60x60 mm straight
- Fin spacings : 6, 8, 10 and 12 mm
- Material : 22mm o.d steel tubes
- : heavy-gauge steel fins
- The coil will be hot dipped galvanized
- Optimized cooling circuits
- Standard refrigerant connections are positioned on the left hand side of the unit when looking with the direction of the airflow.
- All coolers are pressure tested to 30 bar (lower by cooling mediums) and are supplied with a light over pressure charge of dry nitrogen.
- Standard the air coolers are suitable for NH₃-pumpcirculation (ratio 2/4) and coolants.

Type-description





ZFB 63457



Casing

- Construction for ceiling mounting
- The flush mounting protects against and prevents accumulation of dust and dirt.
- Casing material of galvanized sheet steel
- Standard the casing is not spray painted
- Bend/header protection by end covers, easy removed for maintenance
- Defrost by hot gas spiral or electric defrost elements will be fixed to the bottom side of the coil.
- Stainless steel fasteners.

Goedhart ZFB/ZFZ 8mm

	Type ZFB ZFZ	3x400V-50H-4pole (1500 min ⁻¹ nom.)						Dimensions									Connections					
		NH3		Air volume	LpA @ 3 m (+/- 2 dB(A))	Surface	Internal volume	Weight	L	B	H	C	E	E1	E2	E3	Refrigerant			Water-defrost		
		DT1 = 8K (SC2) air on= 0°C	DT1 = 7K (SC3) air on= -18°C														In	Out	Hotgas	Drain	In	Drain
		kW	kW	m ³ /h	dB(A)	m ²	dm ³	kg	mm	mm	mm	mm	mm	mm	mm	mm						
	4.1.40.8	3,9	2,8	3352	54,3	18	8	115	1056	655	600	540	656				21,3	21,3	22	1¼	1¼	1¼
	6.1.40.8	5,2	3,7	3140	54,3	27	12	151	1056	775	600	660	656				21,3	21,3	22	1¼	1¼	1¼
	8.1.40.8	6,2	4,4	2951	54,3	36	17	189	1056	895	600	780	656				21,3	21,3	22	1¼	1¼	1¼
	4.1.45.8	6,1	4,4	5243	56,2	28	12	154	1206	680	720	540	806				21,3	21,3	22	1¼	1¼	2
	6.1.45.8	8,2	5,9	4952	56,2	42	18	205	1206	800	720	660	806				21,3	21,3	22	1¼	1¼	2
	8.1.45.8	9,7	7,0	4685	56,2	56	24	257	1206	920	720	780	806				21,3	26,9	22	1¼	1¼	2
	4.1.50.8	8,2	5,9	7390	59,1	36	15	201	1256	775	840	640	856				21,3	21,3	22	1¼	1¼	2
	6.1.50.8	11,1	8,1	7064	59,1	54	23	265	1256	895	840	760	856				21,3	26,9	22	1¼	1¼	2
	8.1.50.8	13,3	9,5	6770	59,1	71	30	324	1256	1015	840	880	856				21,3	26,9	22	1¼	1¼	2
	4.1.56.8	11,3	8,4	10315	62,8	49	19	257	1556	890	840	740	1156				21,3	26,9	22	1¼	1¼	2
	6.156.8	15,4	10,9	9905	62,8	74	29	338	1556	1010	840	860	1156				21,3	26,9	22	1¼	1¼	2
	8.1.56.8	18,5	13,5	9549	62,8	98	39	417	1556	1130	840	980	1156				21,3	33,7	22	1¼	1¼	2
	4.1.83.8	15,3	10,9	12831	66,6	71	28	355	1656	885	1080	740	1256				21,3	26,9	22	1¼	1¼	2
	6.1.63.8	20,8	15,2	12522	66,6	107	41	467	1656	1005	1080	860	1256				21,3	33,7	22	1¼	1¼	2
8.1.63.8	25,0	17,8	12213	66,6	142	55	579	1656	1125	1080	980	1256				21,3	33,7	22	1¼	1¼	3	
	4.2.40.8	7,8	5,6	6696	57,0	36	14	181	1656	655	600	540	1256				21,3	21,3	22	1¼	1¼	2
	6.2.40.8	10,4	7,6	6268	57,0	53	21	242	1656	775	600	660	1256				21,3	26,9	22	1¼	1¼	2
	8.2.40.8	12,3	8,7	5890	57,0	71	28	303	1656	895	600	780	1256				21,3	26,9	22	1¼	1¼	2
	4.2.45.8	12,2	8,9	10478	58,9	56	21	260	1956	680	720	540	1556				21,3	26,9	22	1¼	1¼	2
	6.2.45.8	16,4	11,8	9888	58,9	83	31	351	1956	800	720	660	1556				21,3	33,7	22	1¼	1¼	2
	8.2.45.8	19,4	14,0	9355	58,9	111	41	443	1956	920	720	780	1556				21,3	33,7	22	1¼	1¼	2
	4.2.50.8	16,4	11,7	14769	61,7	71	26	341	2056	775	840	640	1656				21,3	33,7	22	1¼	1¼	2
	6.2.50.8	22,1	16,1	14114	61,7	107	40	456	2056	895	840	760	1656				21,3	33,7	22	1¼	1¼	2
	8.2.50.8	26,5	19,2	13525	61,7	142	53	569	2056	1015	840	880	1656				21,3	42,4	22	1¼	1¼	3
	4.2.56.8	22,6	16,7	20620	65,4	98	35	448	2656	890	840	740	2256				21,3	33,7	22	1¼	1¼	2
	6.2.56.8	30,7	22,4	19796	65,4	147	52	596	2656	1010	840	860	2256				21,3	42,4	22	1¼	1¼	3
	8.2.56.8	37,0	26,9	19085	65,4	195	70	742	2656	1130	840	980	2256				21,3	42,4	34	1¼	1¼	3
	4.2.63.8	30,6	21,8	25658	69,2	142	50	626	2856	885	1080	740	2456				21,3	42,4	22	1¼	2x1¼	3
	6.2.63.8	41,6	30,3	25036	69,2	213	75	835	2856	1005	1080	860	2456				26,9	42,4	34	1¼	2x1¼	3
8.2.63.8	50,0	35,6	24414	69,2	284	100	1042	2856	1125	1080	980	2456				26,9	42,4	34	1¼	2x1¼	3	
	4.3.45.8	18,3	13,4	15713	60,4	83	30	357	2706	680	720	540	2306				21,3	33,7	22	1¼	1¼	2
	6.3.45.8	24,5	17,6	14826	60,4	125	45	484	2706	800	720	660	2306				21,3	33,7	22	1¼	1¼	2x2
	8.3.45.8	29,0	20,7	14025	60,4	167	60	613	2706	920	720	780	2306				21,3	42,4	22	1¼	1¼	2x2
	4.3.50.8	24,5	17,9	22148	63,1	107	38	469	2856	775	840	640	2456				21,3	33,7	22	1¼	2x1¼	2x2
	6.3.50.8	33,1	24,1	21165	63,1	160	57	630	2856	895	840	760	2456				21,3	42,4	22	1¼	2x1¼	2x2
	8.3.50.8	39,8	28,9	20279	63,1	213	76	790	2856	1015	840	880	2456				21,3	42,4	34	1¼	2x1¼	2x2
	4.356.8	33,9	25,0	30925	66,8	146	51	639	3756	890	840	740	3356	1128	1128	1100	21,3	42,4	22	2x1¼	2x1¼	2x2
	6.356.8	46,0	33,4	29689	66,8	220	76	854	3756	1010	840	860	3356	1128	1128	1100	26,9	42,4	34	2x1¼	2x1¼	2x2
	8.3.56.8	55,5	40,3	28620	66,8	293	101	1069	3756	1130	840	980	3356	1128	1128	1100	26,9	48,3	34	2x1¼	2x1¼	3
	4.3.63.8	46,0	33,8	38484	70,6	213	76	899	4056	885	1080	740	3656	1228	1228	1200	26,9	42,4	34	2x1¼	2x1¼	2x2
6.3.63.8	62,4	45,4	37548	70,6	320	114	1202	4056	1005	1080	860	3656	1228	1228	1200	26,9	48,3	34	2x1¼	2x1¼	3	
	4.4.45.8	24,4	17,8	20947	61,3	111	39	462	3456	680	720	540	3056				21,3	33,7	22	1¼	2x1¼	2x2
	6.4.45.8	32,7	23,7	19763	61,3	166	58	630	3456	800	720	660	3056				21,3	42,4	22	1¼	2x1¼	2x2
	8.4.45.8	38,7	28,0	18695	61,3	222	77	801	3456	920	720	780	3056				21,3	42,4	34	1¼	2x1¼	2x2
	4.4.50.8	32,7	24,1	29527	64,0	142	49	622	3656	775	840	640	3256	1628	1628		21,3	42,4	22	2x1¼	2x1¼	2x2
	6.4.50.8	44,2	32,1	28214	64,0	213	74	838	3656	895	840	760	3256	1628	1628		26,9	42,4	34	2x1¼	2x1¼	2x2
	8.4.50.8	53,0	38,4	27033	64,0	284	98	1050	3656	1015	840	880	3256	1628	1628		26,9	48,3	34	2x1¼	2x1¼	3

* = Sound pressure indication (LpA) at 3 m distance each air cooler (+/- 2 dB(A)) , free field conditions, according EN13487

For moisture carry over see remark pag 5

Capacities and air volumes with 60 Hz fans on request or in our GPC selection program available.



Excellence

Passion

Integrity

Responsibility

GEA-versity

GEA Group is a global mechanical engineering company with multi-billion euro sales and operations in more than 50 countries. Founded in 1881 the company is one of the largest providers of innovative equipment and process technology. GEA Group is listed in the STOXX Europe 600 Index.



GEA Heat Exchangers

GEA Goedhart B.V.

Nijverheidsweg 6, 4695 RC Sint Maartensdijk
The Netherlands
Phone +31 (0)166 665 665, Fax+31 (0)166 663 698
www.goedhart.nl,
info.goedhart.nl@geagroup.com

GEA Heat Exchangers

GEA Goedhart s.r.o.

Kostomlátecká 180, 288 26 Nymburk
Czech Republic
Phone +420 325 519 951, Fax+420 325 519 952
www.goedhart.cz,
goedhart.cz@geagroup.com